

HOW TO SELECT THE SEATS YOU WANT: RESERVED SUBSCRIPTION PACKAGES

You have two Seat Selection Options:


1. The ticket buying software makes the selection for you.
2. You select your seats yourself.

When you go to buy your 7-concert, 5-concert, or 3-concert package, you will see a bright **green button** that says “**Best Available Seats for All.**” If you click on this button the ticket buying software will automatically choose your seat(s).


Best Available for All

These shows share the same seating layout


Ticket 1




Ticket 2




Ticket 3



Ticket 4



Ticket 5



Seat selection options

Get the best seats for all

Choose your same seats for all ■

Choose different seats for each ■

To the right of the concert images above you will see the **Seat Selection Options** heading in grey type.

To select your seats yourself, click on:

- **1. Choose your same seats for all** to select the same seats for all the concerts you want to attend.

or

- **2. Choose different seats for each** to select different seats for each of the concerts you want to attend

Once you proceed, you will see a Seating Map. Click on the seat(s) that you wish to select.

Please note that it is easiest to view the seating map on a computer screen and not your cell phone or other device.